

InBody120


Portable Healthcare Solution on the Go



See What You're Made of

Monitoring weight is not enough to see progressive changes in health and body

Weight or Height cannot represent your body



Although both women may weigh the same, their body compositions are different; one has a higher muscle mass, but lower fat mass than the other.

InBody, the body composition analyzer, can show you how you are built and help you select the best fitness plans to fit your specific needs. The InBody's analysis displays a visual representation of your body composition results and history that is both easy to read and motivating to follow.

InBody, the Body Composition Analyzer

Track the progress of the body's change with the InBody

- Body Composition Analysis gives basic information of examinee's physical status.
- More than 20 outputs are given through an easy and fast InBody Test.
- Segmental Muscle and Fat Analysis allows for a more focused exercise plan.



Lookin'Body Data Management Software For the Most Detailed InBody Results

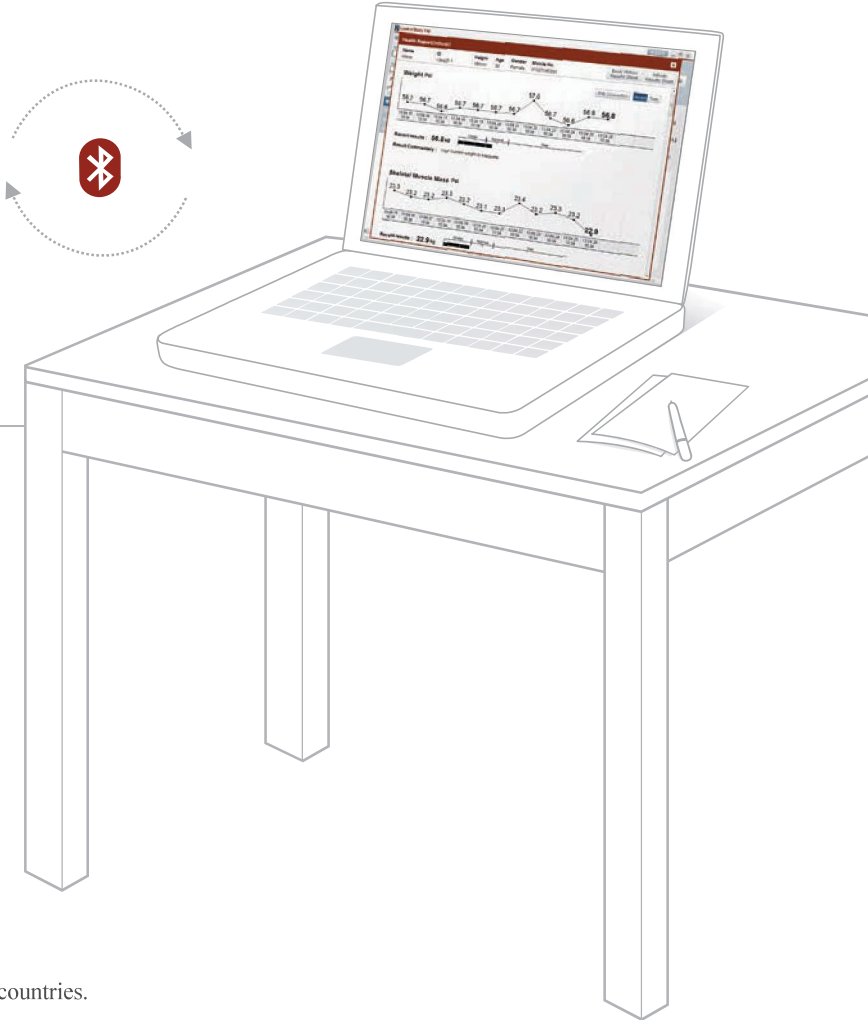


Wireless connection with the InBody120

Lookin'Body and the InBody120 can be easily connected via Bluetooth. Manage the data and remotely control the InBody120.

Strategic consultation

Provide detailed analysis with the InBody Results Sheet and the Body Composition History graph of each category with Lookin'Body. Motivation has never been this easy!



* The InBody120 Stand is an option only available in select countries.

InBody

[InBody120]

ID	Height	Age	Gender	Test Date / Time
SM2008	156.9cm	51	Female	2012.05.04. 09 : 46

BIOSPACE

TEL:02-501-3939 FAX:02-501-2716

Body Composition Analysis

Total amount of water in body	Total Body Water (L)	27.5 (26.3 ~ 31.4)
For building muscles	Protein (kg)	7.2 (7.0 ~ 8.6)
For strengthening bones	Minerals (kg)	2.63 (2.44 ~ 2.98)
For storing excess energy	Body Fat Mass (kg)	21.8 (10.3 ~ 16.5)
Sum of the above	Weight (kg)	59.1 (43.9 ~ 59.5)

Muscle-Fat Analysis

	Under	Normal	Over
Weight (kg)	55 70 85 100 115 130 145 160 175 190 205 %	59.1	
SMM (kg) Skeletal Muscle Mass	70 80 90 100 110 120 130 140 150 160 170 %	19.6	
Body Fat Mass (kg)	40 60 80 100 160 220 280 340 400 460 520 %	21.8	

Obesity Analysis

	Under	Normal	Over
BMI (kg/m ²) Body Mass Index	10.0 15.0 18.5 21.0 25.0 30.0 35.0 40.0 45.0 50.0 55.0	24.0	
PBF (%) Percent Body Fat	8.0 13.0 18.0 23.0 28.0 33.0 38.0 43.0 48.0 53.0 58.0	36.9	

Segmental Lean Analysis

	Lean Mass	Evaluation
Right Arm (kg)	2.02	Normal (102.2%)
Left Arm (kg)	1.94	Normal (98.1%)
Trunk (kg)	17.7	Normal (95.4%)
Right Leg (kg)	5.20	Under (83.6%)
Left Leg (kg)	5.02	Under (80.6%)

Segmental Fat Analysis

	Fat Mass	Evaluation
Right Arm (kg)	1.5	Over (178.0%)
Left Arm (kg)	1.6	Over (183.0%)
Trunk (kg)	11.7	Over (240.0%)
Right Leg (kg)	2.9	Normal (132.0%)
Left Leg (kg)	2.9	Normal (132.0%)

Body Composition History

	11.10.10 09:15	11.10.30 09:40	11.11.02 09:35	11.12.15 11:01	12.01.12 08:33	12.02.10 15:50	12.03.15 08:35	12.05.04 09:46
Weight (kg)	65.3	63.9	62.4	61.8	62.3	60.9	60.5	59.1
SMM (kg) Skeletal Muscle Mass	20.1	20.0	19.7	19.7	19.8	19.7	19.8	19.6
PBF (%) Percent Body Fat	41.3	40.7	39.2	39.0	39.4	38.6	37.8	36.9

Recent Total

InBody Score

68 / 100 Points

* Total score that reflects the evaluation of body composition. A muscular person may score over 100 points.

Weight Control

Target Weight	51.7 kg
Weight Control	- 7.4 kg
Fat Control	- 9.9 kg
Muscle Control	+ 2.5 kg

Research Parameters

Basal Metabolic Rate	1176 kcal
Waist-Hip Ratio	0.92 (0.75 ~ 0.85)
Visceral Fat Level	12 (1 ~ 9)
Obesity Degree	114 % (90 ~ 110)

Results Interpretation

Body Composition Analysis

Body weight is the sum of Total Body Water, Protein, Minerals, and Body Fat Mass.

Maintain a balanced body composition to stay healthy.

Muscle-Fat Analysis

Compare the bar lengths of Skeletal Muscle Mass and Body Fat Mass. The longer the Skeletal Muscle Mass bar is compared to the Body Fat Mass bar, the stronger the body is.

Obesity Analysis

BMI is an index used to determine obesity by using height and weight.

PBF is the percentage of body fat compared to body weight.

Segmental Lean Analysis

Evaluates whether the amount of muscle is adequately distributed in all parts of the body. Compares muscle mass to the ideal.

Segmental Fat Analysis

Evaluates whether the amount of fat is adequately distributed in all parts of the body. Compares the fat mass to the ideal.

Results Interpretation QR Code

Scan the QR Code to see results interpretation in more detail.




Impedance

	RA	LA	TR	RL	LL
Z(Ω) 20 kHz	379.6	392.7	26.8	306.8	316.1
100 kHz	373.1	385.4	25.7	303.0	314.1

The InBody120, Simple and Fast Healthcare Solution

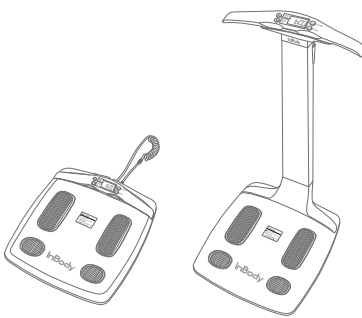
Just enter your height and let the InBody120 do the rest



Entering height is all you need.

In less than 20 seconds, you can see the key components of your body; Body Fat Mass, Muscle Mass, and BMI on the screen.

Optimize your InBody120 with Various Items



InBody120 Stand

Classy and stable with handgrip stand.
Or simple and flat without.



Carrying Bag

Light and portable.
Suits for mobile check-up with a battery provided.



Thermal Printer

Print a summarized Thermal Results
Sheet on-the-go.

* More detailed InBody results are provided using Lookin'Body.



* Items above are optional.

InBody120 Specifications

Key Specifications

Bioelectrical Impedance (BIA) Measurement Items	Bioelectrical Impedance (Z)	10 Impedance Measurements by Using 2 Different Frequencies (20kHz, 100kHz) at Each of 5 Segments (Right Arm, Left Arm, Trunk, Right Leg, and Left Leg)
Electrode Method	Tetrapolar 8-Point Tactile Electrodes	
Measurement Method	Direct Segmental Multi-frequency Bioelectrical Impedance Analysis Method, DSM-BIA	
Body Composition Calculation Method	No Empirical Estimation	
Outputs (Thermal Results Sheet)	Results	<ul style="list-style-type: none"> · Height · Weight · Muscle Mass · Percent Body Fat · Body Mass Index · Basal Metabolic Rate · Waist-Hip Ratio · Visceral Fat Level Impedance (Each frequency, Each Segment)
Outputs (InBody Results Sheet via Data Management Software Lookin'Body)	Results and Results Interpretation	<ul style="list-style-type: none"> · Body Composition Analysis (Total Body Water, Protein, Minerals, Body Fat Mass, Weight) · Muscle-Fat Analysis (Weight, Skeletal Muscle Mass, Body Fat Mass) · Obesity Analysis (Body Mass Index, Percent Body Fat) · Segmental Lean Analysis (Right Arm, Left Arm, Trunk, Right Leg, Left Leg) · Segmental Fat Analysis (Right Arm, Left Arm, Trunk, Right Leg, Left Leg) · Body Composition History (Weight, Skeletal Muscle Mass, Percent Body Fat) · InBody Score · Weight Control (Target Weight, Weight Control, Fat Control, Muscle Control) · Research Parameters (Basal Metabolic Rate, Waist-Hip Ratio, Visceral Fat Level, Obesity Degree) Results Interpretation QR Code Impedance (Each frequency, Each Segment)

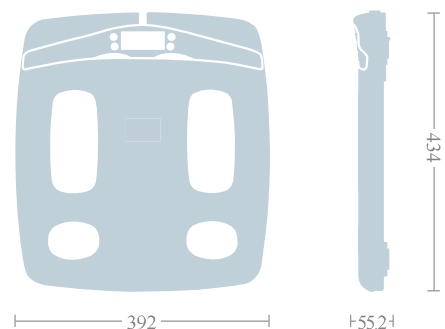
Feature Specifications

Custom Logo	Name, Address, and Contact Information can be shown on the InBody Results Sheet.
Digital Results	LCD Monitor, Data management Software Lookin'Body
Types of Result Sheets	Thermal Results Sheet, InBody Results Sheet (via data management software Lookin'Body)
Sound Guidance	Provides beeping sound for test in progress, test complete, and saved settings changes.
Settings	Setup: Language and Unit Configuration on the Thermal Results Sheet

Other Specifications

Applied Rating Current	150μA (± 50μA)
Battery	DC 6V (1.5V AA, 4 EA)
Adapter	Manufacture BridgePower Inc. Model BPM040S12F07 Power Input AC 100 ~ 240V, 50/60Hz, 1.2A Power Output DC 12V, 3.4A
Display Type	48 × 24 FSTN LCD
Internal Interface	Keypad
External Interface	RS-232C 1EA, Bluetooth 1EA
Compatible Printer	Thermal Printer of Biospace
Dimension	392 (W) × 434 (L) × 55.2 (H): mm 15.4 (W) × 17.1 (L) × 2.17 (H): inch * With the Stand (Optional) 393 (W) × 516 (L) × 732 (H): mm 15.5 (W) × 20.3 (L) × 28.8 (H): inch
Equipment Weight	4.3kg * With the Stand (Optional) 5.7 kg (12.6lbs)
Testing Time	17 seconds
Operation Environment	10 ~ 40°C, 30 ~ 75%RH, 70 ~ 106kPa
Storage Environment	-10 ~ 70°C, 10 ~ 80%RH, 50 ~ 106kPa (No Condensation)
Testing Weight Range	5 ~ 250kg
Testing Age Range	1 ~ 99 years
Height Range	50 ~ 300cm

* Specifications may change without prior notice.



BIOSPACE is a body composition analysis device manufacturer that has acquired over 80 patent rights across the globe.



BIOSPACE

Biospace Co., Ltd. [HEAD OFFICE]
 TEL: +82-2-501-3939
 FAX: +82-2-578-2716
 Website: <http://www.inbody.com>
 E-mail: info@inbody.com

Biospace, Inc. [USA]
 TEL: +1-323-932-6503
 FAX: +1-323-952-5009
 Website: <http://www.biospaceamerica.com>
 E-mail: USA@biospaceamerica.com

Biospace Japan Inc. [JAPAN]
 TEL: +81-03-5298-7667
 FAX: +81-03-5298-7668
 Website: <http://www.inbody.co.jp>
 E-mail: inbody@inbody.co.jp

Biospace China. [CHINA]
 TEL: +86-21-64439738, 9739, 9705
 FAX: +86-21-64439706
 Website: <http://www.biospacechina.com>
 E-mail: info@biospacechina.com