



Top Médical Rabat

2, rue Tissa sur Avenue Allal Ben Abdellah (derrière le musée d'arts contemporain Med VI) Rabat Centre.
Tél : 05 37 70 06 04 / 48 27 - Fax : 05 37 70 51 06

Top Médical Casablanca

52, Boulevard Abdelmoumen. Résidence Al Manar (entrée principale). Magasin N° 25. Code postal 20 100.
Tél : 05 22 25 09 10 / 41 03 - Fax : 05 22 99 35 89

Top Médical Fès

Résidence Safae N°176 Quartier El Wafa Face à la Faculté de Médecine. Tél : 05 35 61 65 53 / 65 54
Fax : 05 35 61 65 52.

Top Médical Marrakech

Villa n°32 lotissement Boumessmar, avenue Ibn Sina. Amerchich. Tél : 05 24 30 71 94 / 74 04
Fax : 05 24 30 71 81

Top Médical Maroc www.topmedical.ma contact@topmedical.ma

[top.medical](https://plus.google.com/topmedical) TOP MEDICAL MAROC

iE 6
Digital
Electrocardiograph



TÉLÉCHARGEZ
l'application mobile
de **TOP MEDICAL**
Disponible sur :



iE 6

Digital Electrocardiograph

Portable and user-friendly design

Weight about 2.3kg, easy to take exam anywhere

Built-in rechargeable battery, up to 3.0 hours of continuous work

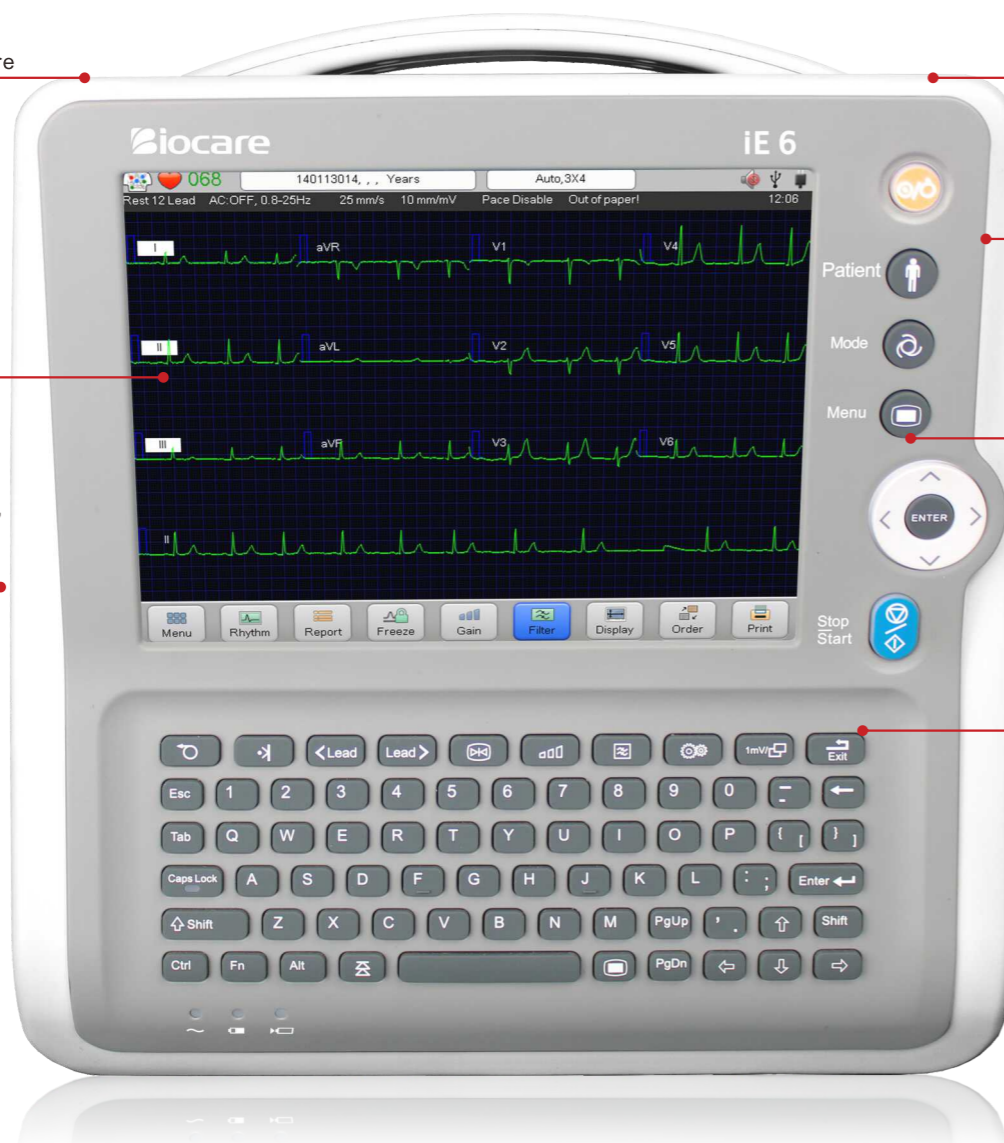
8-inch high resolution TFT LCD with touch screen;

15-degree elevation, easy to observe

112mm z-fold thermal paper, catering for marketing trend and clinical need

Multiple shortcut keys designed for one key operation

Full alphanumeric silicon keyboard, quick in information input



This new 6-channel ECG will give you the power of easy-to-use, advanced technologies, multiple ways for data management as well as accurate measurement and interpretation, which can enhance cardiologists' diagnostic confidence.

Style and performance

Qualified in clinical demands:

- Pacemaker detection function
- Auto-trigger printing when an arrhythmia is detected during the examination
- Extended additional printout to review a significant arrhythmia event after the auto ECG operation
- Up to 300 seconds of frozen waveforms for review, especially helpful and practical in ECG exam for elderly patients, fracture patients and restless children
- Support single rhythm and three rhythms analysis from 30 seconds to 300 seconds



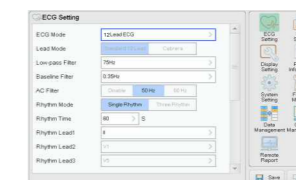
Barcode scanner speeds up the patient information input



Unique ECG data acquisition module with independent lead wires, better in signal quality, faster in acquisition and less cost in maintenance



Onscreen operation guide to check the ECG procedure



New sub-menu design, fewer steps from starting to finishing, more efficient and speedy in operation

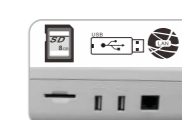
Data management solutions:



Massive local storage capacity up to 3000 files



Various data formats: JPG, XML, DICOM and so on



Peripheral ports: SD card, USB, LAN

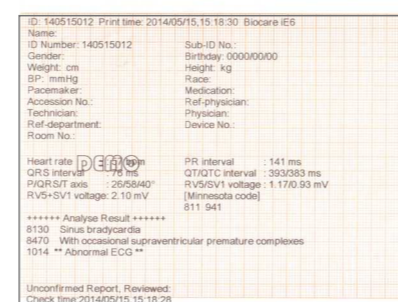


ECG workstation software on PC can help to better manage all the ECG data

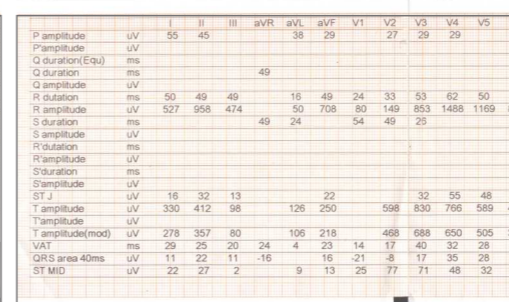
Accuracy and reliability in ECG interpretation

Biocare's CardioPro™ ECG analysis program has been proven by official CSE database evaluation with high accuracy and reliability in measurement and interpretation.

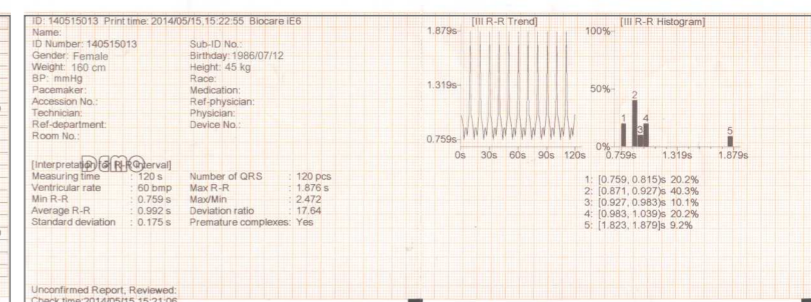
- The sensitivity and specificity of QRS detection and analysis are up to 99%.
- Complete digital filters and self-adapting filtering guarantee noise elimination without waveform distortion.
- 0.01 Hz for high-pass filter of ECG signal contributes to undistorted ST segment measurement and analysis.
- Exclusive analysis module for children and pediatrics with 250Hz low-pass filter, meets the newest standard of AHA/ACC/HRS 2007.
- Applied the newest Minnesota code
- Fast defibrillation recovery, less than 3 seconds



Measurement & Interpretation



Detail Analysis



R-R Analysis